

ET Series

Three Phase Hybrid Inverter (HV Battery)



Technical Data		GW5K-ET	GW8K-ET	GW10K-ET
Battery Input Data	Battery Type	Li-Ion		
	Battery Voltage Range (V)	180~600		
	Max. Charging Current (A)	25		
	Max. Discharging Current (A)	25		
	Charging Strategy for Li-Ion Battery	Self-adaption to BMS		
PV String Input Data	Max. DC Input Power (W)	6500	9600	13000
	Max. DC Input Voltage (V)*	1000		
	MPPT Range (V)	200~850		
	Start-up Voltage (V)	180		
	Nominal DC Input Voltage (V)	620		
	Max. Input Current (A)	12.5/12.5		
	Max. Short Current (A)	15.2/15.2		
	No. of MPP Trackers	2		
	No. of Strings per MPP Tracker	1/1		
AC Output Data (On-grid)	Nominal Apparent Power Output to Utility Grid (VA)	5000	8000	10000
	Max. Apparent Power Output to Utility Grid (VA)**	5500	8800	11000
	Max. Apparent Power from Utility Grid (VA)	10000	15000	15000
	Nominal Output Voltage (V)	400/380, 3L/N/PE		
	Nominal Output Frequency (Hz)	50/60		
	Max. AC Current Output to Utility Grid (A)	8.5	13.5	16.5
	Max. AC Current from Utility Grid (A)	15.2	22.7	22.7
	Output Power Factor	~1 (Adjustable from 0.8 leading to 0.8 lagging)		
	Output THDi (@Nominal Output)	<3%		
AC Output Data (Back-up)	Max. Output Apparent Power (VA)	5000	8000	10000
	Peak Output Apparent Power (VA)***	10000, 60sec	16000, 60sec	16500, 60sec
	Max. Output Current (A)	8.5	13.5	16.5
	Nominal Output Voltage (V)	400/380		
	Nominal Output Frequency (Hz)	50/60		
	Output THDv (@Linear Load)	<3%		
Efficiency	Max. Efficiency	98.0%	98.2%	98.2%
	Max. Battery to Load Efficiency	97.5%		
	European Efficiency	97.2%	97.5%	97.5%
Protection	Anti-Islanding Protection	Integrated		
	PV String Input Reverse Polarity Protection	Integrated		
	Insulation Resistor Detection	Integrated		
	Residual Current Monitoring Unit	Integrated		
	Output Over Current Protection	Integrated		
	Output Short Protection	Integrated		
	Battery Input Reverse Polarity Protection	Integrated		
	Output Over Voltage Protection	Integrated		
General Data	Operating Temperature Range (°C)	-35~60		
	Relative Humidity	0~95%		
	Operating Altitude (m)	≤4000		
	Cooling	Nature Convection		
	Noise (dB)	<30		
	User Interface	LED & APP		
	Communication with BMS	CAN		
	Communication with Meter	RS485		
	Communication with EMS	RS485 (Insulated)		
	Communication with Portal	Wi-Fi		
	Weight (kg)	24		
	Size (Width*Height*Depth mm)	516*415*180		
	Mounting	Wall Bracket		
	Protection Degree	IP65		
	Standby Self-Consumption (W)****	<15		
Topology	Transformerless			
Standards	Grid Regulation	CEI 0-21; VDE4105-AR-N; VDE0126-1-1; EN50438; G98; G99; G100		
	Safety Regulation	IEC62109-1&-2		
	EMC	EN61000-6-1, EN61000-6-2, EN61000-6-3, EN61000-6-4, EN61000-4-16, EN61000-4-18, EN61000-4-29		

*: Maximum operating voltage is 950V.

***: According to local grid regulation.

***: Can be reached only if PV and battery power are enough.

****: No back-up output.

Tiger 66TR

390-410 Watt

MONO-FACIAL MODULE

P-Type

Positive power tolerance of 0~+3%

IEC61215(2016), IEC61730(2016)

ISO9001:2015: Quality Management System

ISO14001:2015: Environment Management System

ISO45001:2018

Occupational health and safety management systems



Tiling Ribbon (TR) Technology

Key Features



TR technology + Half Cell

TR technology with Half cell aims to eliminate the cell gap to increase module efficiency (mono-facial up to 21.48%)



9BB instead of 5BB

9BB technology decreases the distance between bus bars and finger grid line which is benefit to power increase.



Higher lifetime Power Yield

2% first year degradation,
0.55% linear degradation



Best Warranty

12 year product warranty,
25 year linear power warranty



Enhanced Mechanical Load

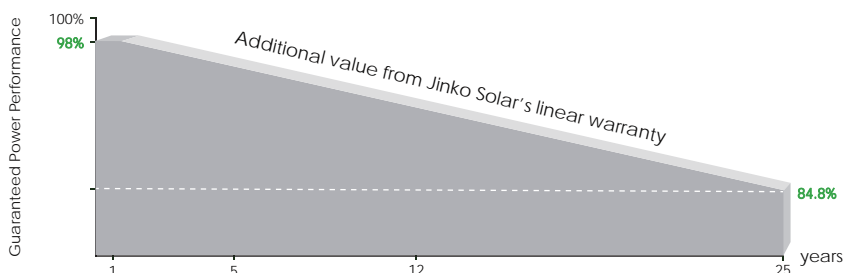
Certified to withstand: wind load (2400 Pascal) and snow load (5400 Pascal).



Avoid debris, cracks and broken gate risk effectively

9BB technology using circular ribbon that could avoid debris, cracks and broken gate risk effectively

LINEAR PERFORMANCE WARRANTY

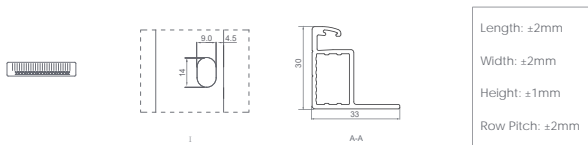
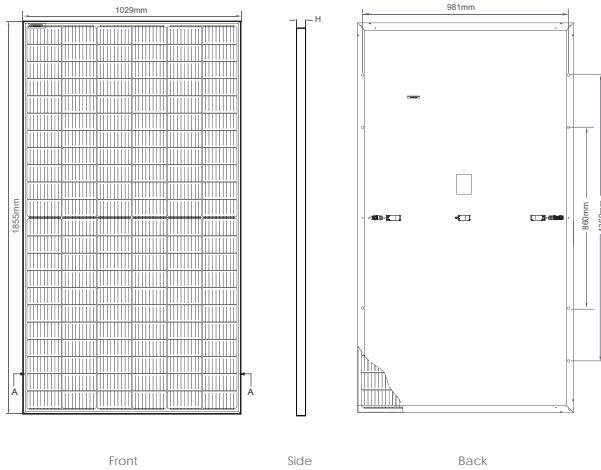


12 Year Product Warranty

25 Year Linear Power Warranty

0.55% Annual Degradation Over 25 years

Engineering Drawings

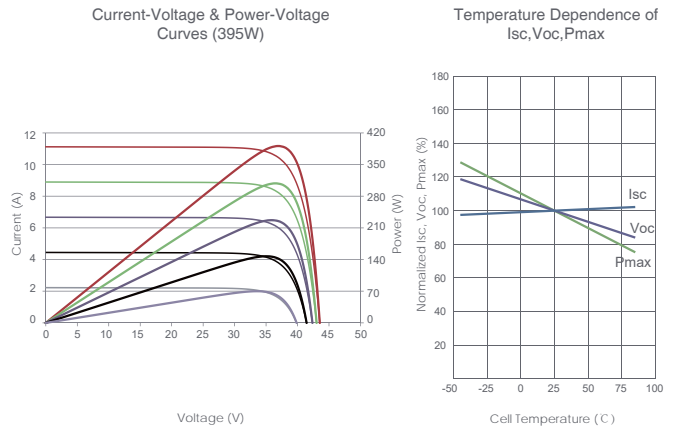


Packaging Configuration

(Two pallets = One stack)

36pcs/pallets, 72pcs/stack, 864pcs/ 40'HQ Container

Electrical Performance & Temperature Dependence



Mechanical Characteristics

Cell Type	P type Mono-crystalline
No. of cells	132 (2×66)
Dimensions	1855×1029×30mm (73.03×40.51×1.18 inch)
Weight	20.8kg (45.86 lbs)
Front Glass	3.2mm, Anti-Reflection Coating, High Transmission, Low Iron, Tempered Glass
Frame	Anodized Aluminium Alloy
Junction Box	IP68 Rated
Output Cables	TUV 1×4.0mm ² (+): 290mm, (-): 145mm or Customized Length

SPECIFICATIONS

Module Type	JKM390M-6RL3		JKM395M-6RL3		JKM400M-6RL3		JKM405M-6RL3		JKM410M-6RL3	
	STC	NOCT	STC	NOCT	STC	NOCT	STC	NOCT	STC	NOCT
Maximum Power (Pmax)	390Wp	290Wp	395Wp	294Wp	400Wp	298Wp	405Wp	301Wp	410Wp	305Wp
Maximum Power Voltage (Vmp)	36.49V	33.66V	36.58V	33.82V	36.67V	33.86V	36.76V	33.97V	36.84V	34.04V
Maximum Power Current (Imp)	10.69A	8.62A	10.80A	8.69A	10.91A	8.79A	11.02A	8.87A	11.13A	8.96A
Open-circuit Voltage (Voc)	43.75V	41.29V	43.93V	41.47V	44.12V	41.64V	44.20V	41.72V	44.29V	41.80V
Short-circuit Current (Isc)	11.39A	9.20A	11.48A	9.27A	11.57A	9.34A	11.68A	9.43A	11.79A	9.52A
Module Efficiency STC (%)	20.43%		20.69%		20.96%		21.22%		21.48%	
Operating Temperature(°C)	-40 C ~ +85 C									
Maximum System Voltage	1000/1500VDC (IEC)									
Maximum Series Fuse Rating	20A									
Power Tolerance	0 ~ +3%									
Temperature Coefficients of Pmax	-0.35%/C									
Temperature Coefficients of Voc	-0.28%/C									
Temperature Coefficients of Isc	0.048%/C									
Nominal Operating Cell Temperature (NOCT)	45±2C									

*STC: Irradiance 1000W/m² Cell Temperature 25°C AM=1.5
NOCT: Irradiance 800W/m² Ambient Temperature 20°C AM=1.5 Wind Speed 1m/s

**Pylontech
New Residential
Solutions**

Powered by the Force H1/H2



PYLONTECH FORCE-H1/H2

The Force H1/H2 is the latest version of High voltage battery storage system provided by Pylontech. The newly designed system provides easy connector to save valuable time for installaters. The stacking system provides flexible configurations from 74V to 336V voltage and 7.1 kWh to 24.86 kWh capacity.

The white/black steel color reflects the strong capability of holding energy. The indoor/outdoor compatible feature provides more possibilities of installation. Ideal for large home and small commercial application.



7.10~24.86 kWh

Flexible Mounting

Plug&Play

90% DOD



Technical Specification

Basic Parameters	FORCE H1 (336V74AH)	FORCE H2 (384V37AH)
Battery Module	FH48074	FH9637M
Battery Module Voltage(Vdc)	48	96
Battery Module Capacity(Ah)	74	37
Battery Module Qty.(Optional)	2~7 Pcs	2~4 Pcs
Battery System Capacity(kWh)	24.86	14.21
Battery System Voltage (V)	336	384
Dimension(W*D*H cm)	600*380*1380	450*296*1415
Weight(kg)	259	155
Depth of Discharge	90%	90%
Charge/Discharge Current(A)	14.8 (Recommend) 37(Max)	7.4 (Recommend) 37(Max)
Communication	CAN,Modbus	CAN,Modbus
Protection Class	IP55	IP55
Working Temperature(℃)	0-50	0-50
Storage Temperature(℃)	-20-60	-20-60
Design Life	15 ⁺ Years(25℃ /77℉)	15 ⁺ Years(25℃ /77℉)
Authentication Level	UL/IEC62619/CE/UN38.3	UL/IEC62619/CE/UN38.3